

 SCELAVI

HERRIGBONE CATALOGUE



INDEX

03 CHATSWORTH

09 HAREWOOD

16 OSBORNE

24 WINDSOR



Inspired by Chatsworth House



- Derbyshire, UK.
- Building with the appearance of a Roman temple.
- With windows covered in gold to protect them from harsh weather conditions.

Inspired by Chatsworth House, the CHATSWORTH collection brings each design to life with artisanal details and the rich history of this iconic mansion, featuring textures that evoke the elegance and durability of fine hardwoods.




CHATSWORTH



The fusion of modern and classic creates a perfect balance, where timeless elegance meets contemporary innovation.

CHATSWORTH FLAX

The fusion of modern and classic





Consistently spotless areas

These floors are easy to clean, ensuring convenience and low maintenance.





Hyper-realistic finish

This floor features a hyper-realistic finish that accurately replicates natural textures and details, offering an incredibly authentic appearance.



CHATSWORTH HONEY

 SCELAVI



CHATSWORTH OAK



Warm touch feeling

A warm touch feeling that enhances comfort and coziness in any space.

COLOR PALETTE

CHATSWORTH



SPC

ESPC

GD

Size: 12,6x60 cm · 5"x24"

Faces: 16 per colour

Thickness: 4,5 mm (SPC), 5 mm (ESPC)

Wear layer: 0.55 mm

PAD typology: 1,5 mm IXPE PAD (SPC, ESPC)

Total Thickness: 6 mm (SPC), 6,5 mm (ESPC),
2,5mm y 3 mm (GLUE DOWN)

CHATSWORTH Flax



CHATSWORTH Fume



CHATSWORTH Oak




CHATSWORTH Honey



HAREWOOD

- Yorkshire, UK.
- Georgian Neoclassical style.
- Built in the 18th century by Edwin Lascelles.



With prominent grain, the HAREWOOD collection is inspired by classic elegance and refinement, recreating the beauty of fine woods and traditional textures, reflecting the harmony and balance of interiors from past eras.

**Inspired by
Harewood House**



Great resistance and durability,
ideal for all types of floors, whether
residential or commercial.



Resistance in every step



SCELAVI

Warmth and Character



Thoughtfully chosen details and textures come together to make each room feel both welcoming and unique.

HAREWOOD CHESTNUT

Care in every detail



 SCELAVI



Every detail matters; that's why every millimeter of the HAREWOOD collection has been meticulously crafted to reflect unparalleled perfection and quality.

HAREWOOD SMOKED



Enriching spaces

With carefully selected details and quality materials, each element helps create unique environments..

HAREWOOD NATURAL



HAREWOOD WHITE

Light-toned colors



Light colors bring brightness and a sense of spaciousness to any space, creating fresh and welcoming environments.

COLOR PALETTE

HAREWOOD



SPC

ESPC

GD

Size: 12,6x60 cm · 5"x24"

Faces: 16 per colour

Thickness: 4,5 mm (SPC), 5 mm (ESPC)

Wear layer: 0.55 mm

PAD typology: 1,5 mm IXPE PAD (SPC, ESPC)

Total Thickness: 6 mm (SPC), 6,5 mm (ESPC),
2,5mm y 3 mm (GLUE DOWN)

HAREWOOD White



HAREWOOD Smoked



HAREWOOD Natural



HAREWOOD Crema



HAREWOOD Chestnut






OSBORNE

Inspired by Osborne Castle

- East Cowes, UK.
- Italian Neorenaissance style.
- It was built between 1845 and 1851 by Queen Victoria and Prince Albert.



Inspired by this dreamlike castle, the OSBORNE collection combines classic elegance with modern durability. Six designs are inspired by the rich textures and tones of the fine woods found in this castle.

Refined aesthetic

With a design that balances the richness of the details and the subtlety of the lines.



**Elegant and
atemporal**

 SCELAVI



Able to adapt to any
type of space and style,
regardless of the era.



OSBORNE BEECH

Shadowed colors



Their rich tones highlight design details and add warmth, making them ideal for pairing with both contemporary and classic styles.

OSBORNE HONEY





Texture with abundant veins



A texture full of character, enhanced by the richness and depth of its veins.



OSBORNE MOKKA

 SCELAVI

A natural and authentic appearance

Each design captures the essence of noble materials, creating spaces that radiate warmth and genuine elegance.



OSBORNE ROBLE



Exceptional durability

With a natural and authentic appearance, each design captures the essence of noble materials, creating spaces that exude warmth and true elegance.

COLOR PALETTE

OSBORNE



SPC

ESPC

GD

Size: 12,6x60 cm · 5"x24"

Faces: 16 per colour

Thickness: 4,5 mm (SPC), 5 mm (ESPC)

Wear layer: 0.55 mm

PAD typology: 1,5 mm IXPE PAD (SPC, ESPC)

Total Thickness: 6 mm (SPC), 6,5 mm (ESPC),

2,5mm y 3 mm (GLUE DOWN)

OSBORNE Natural



OSBORNE Beech



OSBORNE Almond



OSBORNE Roble



OSBORNE Honey



OSBORNE Mokka



WINDSOR



- Berkshire, UK.
- Over time, it combines various architectural styles.
- It is the second oldest continuously occupied royal residence in Europe, only surpassed by the Royal Alcazar of Seville.

With soft and light colors, the WINDSOR collection is inspired by the robustness of materials, embodying the resilience and aesthetic that echoes the grandeur of one of Europe's most iconic royal residences.



Inspired by Windsor Castle

WINDSOR IVORY



Functionality Above All

Every element has a purpose, creating a balance between beauty and usability.





A sense of spaciousness transforms any room, making it feel open, airy, and comfortable.



Sense of Spaciousness



A Space to Relax



From calming colors to soft textures, it's an environment that invites peace and serenity, making it the perfect retreat from the stresses of everyday life.



WINDSOR MAPLE

 SCELAVI

Their subtle textures bring depth and sophistication, perfect for spaces that seek a refined, timeless look.



**Delicate
wood
patterns**

COLOR PALETTE

WINDSOR



SPC

ESPC

GD

Size: 12,6x60 cm · 5"x24"

Faces: 16 per colour

Thickness: 4,5 mm (SPC), 5 mm (ESPC)

Wear layer: 0.55 mm

PAD typology: 1,5 mm IXPE PAD (SPC, ESPC)

Total Thickness: 6 mm (SPC), 6,5 mm (ESPC),
2,5mm y 3 mm (GLUE DOWN)

WINDSOR Ivory



WINDSOR Maple



WINDSOR Beige



WINDSOR Oak





www.scelavi.com